

Touring the Temple with Ezekiel
Laying the Groundwork for a Theology of Sacred Space

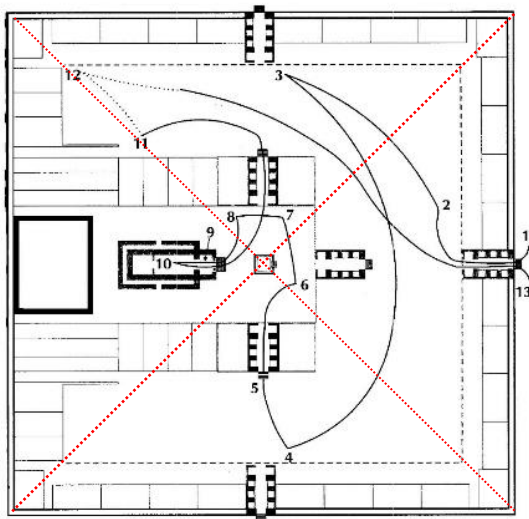
Ezekiel 40:1–42:20

Veritas Adult Community

The Commons, College Church

Nine Observations on Ezekiel’s Temple Tour

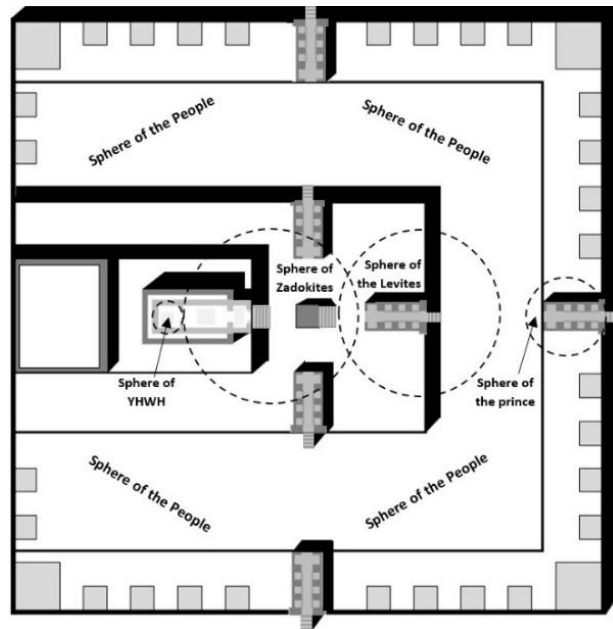
1. The Location of the Temple
2. The Word for “Temple” (*bayit*, “house”)
3. The Tour Guide: “a bronze man”
4. The Concern of the Temple Design: The Sanctity of Sacred Space”
5. The Six Gates that Guard the “City”
6. The Spheres of Increasing Sanctity
7. The Central Spine of the Temple
8. The Location of the Altar
9. The Decreasing Sizes of Entrances

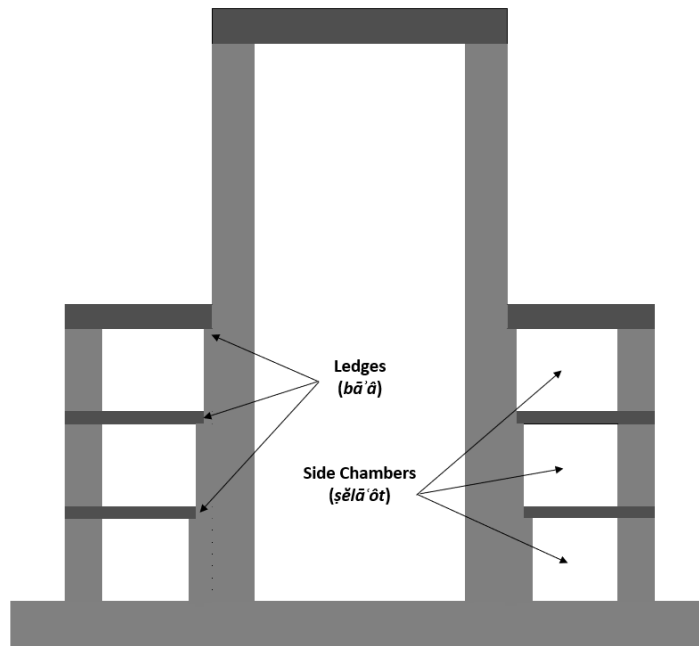
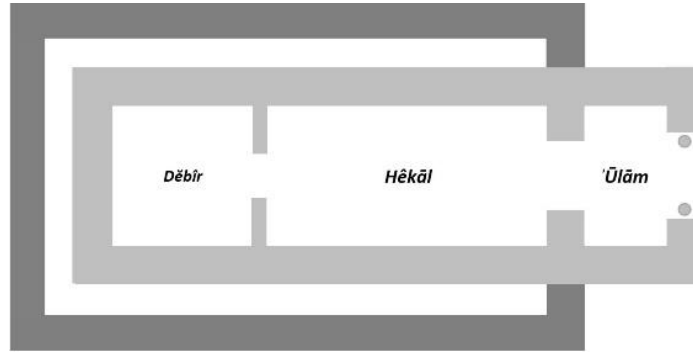
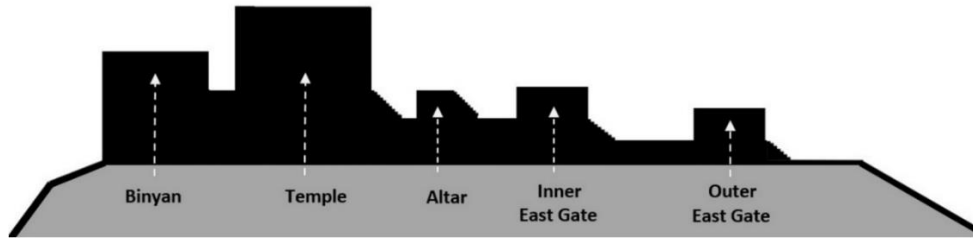


Key to the Diagram above:

| | |
|--------------|-------------|
| 1. 40:5–16 | 7. 40:38–43 |
| 2. 40:17–19 | 8. 40:44–46 |
| 3. 40:20–23 | 9. 40:48–49 |
| 4. 40:24–27 | 10. 41:1–4 |
| 5. 40:28–37 | 11. 41:5–12 |
| 6. 40:32, 47 | 12. 42:1–14 |

..... Hypothetical lines highlighting the centrality of the altar





Ezekiel's Auxiliary Structures (41:5–12)

Estimated height of the "House" is based on proportional requirements, assuming the height is the same as the width (50 cubits) and the auxiliary structures are one-half the height of the "House."

Conclusion:

See the Apostle John's adaptation of Ezekiel's report of the temple tour in Revelation 21:10–14, 21–27.